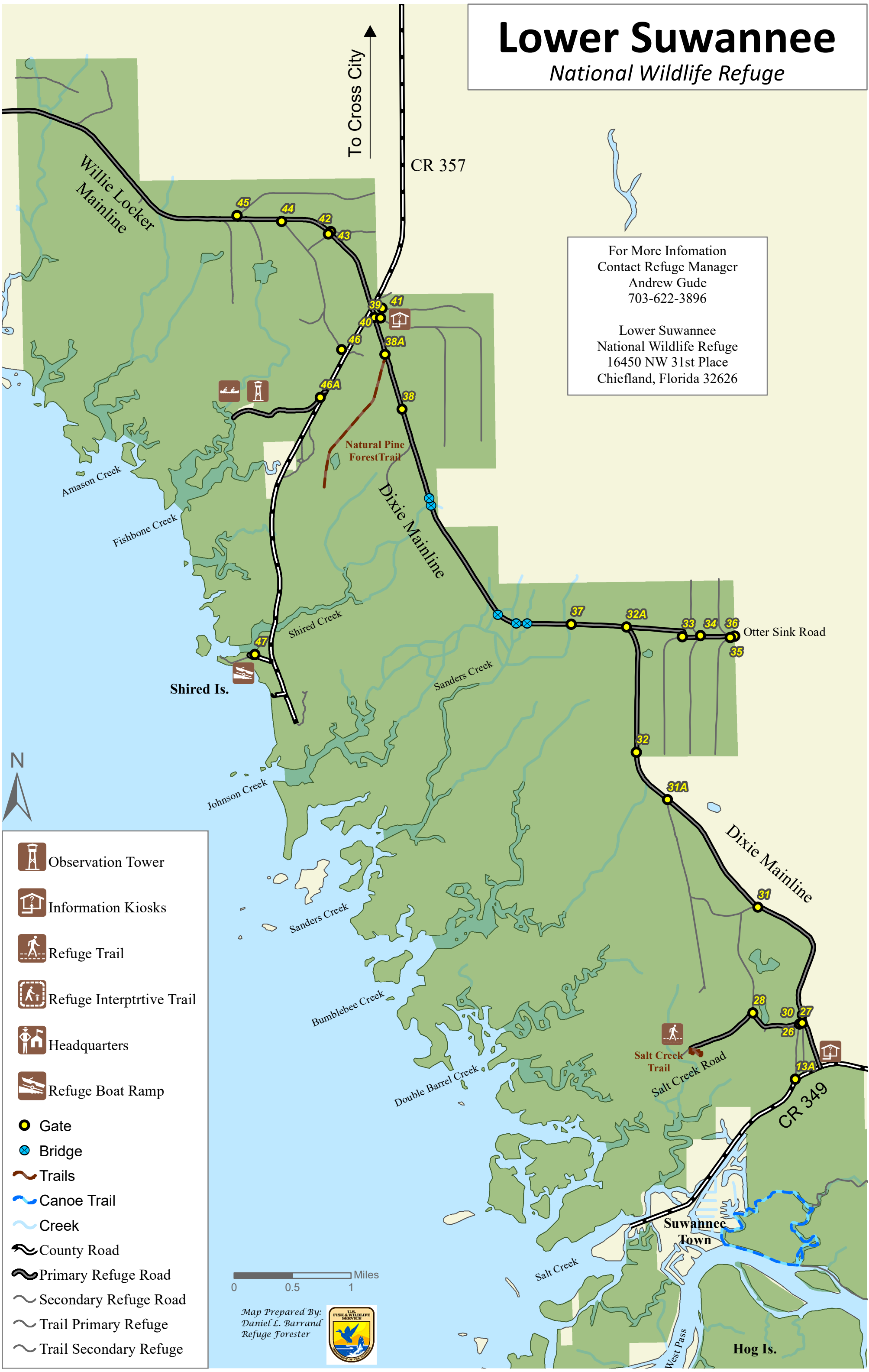














Lower Suwannee

National Wildlife Refuge

For More Information
 Contact Refuge Manager
 Andrew Gude
 703-622-3896

Lower Suwannee
 National Wildlife Refuge
 16450 NW 31st Place
 Chiefland, Florida 32626



-  Observation Tower
-  Information Kiosks
-  Refuge Trail
-  Refuge Interpretive Trail
-  Headquarters
-  Refuge Boat Ramp
-  Gate
-  Bridge
-  Trails
-  Canoe Trail
-  Creek
-  County Road
- Primary Refuge Road
- Secondary Refuge Road
- Trail Primary Refuge
- Trail Secondary Refuge

0 0.5 1 Miles

Map Prepared By:
 Daniel L. Barrand
 Refuge Forester

